








## PIEDINI ADLER


CL. 67, 68, 69, 167, 267

 Per il montaggio del filetto Per la costruzione del filetto	Esterno			Interno		
	Codice	Originale	Misura	Codice	Originale	Misura
	ER111CA22145	067221453	mm. 2	ER111CA22144	067221443	mm. 2
	ER111CA22074	067220743	mm. 3	ER111CA22066	067220663	mm. 3
	ER111CA22075	067220753	mm. 4	ER111CA22067	067220673	mm. 4
	ER111CA22076	067220763	mm. 5	ER111CA22068	067220683	mm. 5
	ER111CA22077	067220773	mm. 6	ER111CA22069	067220693	mm. 6
	ER111CA22127	067221273	mm. 7	ER111CA22125	067221253	mm. 7
	ER111CA22128	067221283	mm. 8	ER111CA22126	067221263	mm. 8


  


 <b>ER111CA02078</b> 067 22 078 0 Esterno	 <b>ER111CA22071</b> 067 22 071 3 Interno	 <b>ER111CA02079</b> 067 22 079 0 Esterno	 <b>ER111CA02070</b> 067 22 070 0 Interno	 <b>ER111CA22072</b> 067 22 072 0 Esterno	 <b>ER111CA22063</b> 067 22 063 3 Interno
---	---	---	---	---	---







  







 Per l'esecuzione di orature con anima	Esterno			Interno		
	Codice	Originale	Misura	Codice	Originale	Misura
	ER111CA22146	067221463	mm. 3	ER111CA22140	067221403	mm. 3
	ER111CA22147	067221473	mm. 4	ER111CA22141	067221413	mm. 4
	ER111CA22148	067221483	mm. 5	ER111CA22142	067221423	mm. 5
	ER111CA22149	067221493	mm. 6	ER111CA22143	067221433	mm. 6
	ER111CA22156	067221563	mm. 7	ER111CA22154	067221543	mm. 7
	ER111CA22157	067221573	mm. 8	ER111CA22155	067221553	mm. 8



  

 Per la produzione di tracolle con anima interna	Esterno			Interno		
	Codice	Originale	Misura	Codice	Originale	Misura
	ER111CA67E02	67E02	mm. 2	ER111CA67I02	67I02	mm. 2
	ER111CA67E03	67E03	mm. 3	ER111CA67I03	67I03	mm. 3
	ER111CA67E04	67E04	mm. 4	ER111CA67I04	67I04	mm. 4
	ER111CA67E05	67E05	mm. 5	ER111CA67I05	67I05	mm. 5
	ER111CA67E06	67E06	mm. 6	ER111CA67I06	67I06	mm. 6
	ER111CA67E07	67E07	mm. 7	ER111CA67I07	67I07	mm. 7
	ER111CA67E08	67E08	mm. 8	ER111CA67I08	67I08	mm. 8
	ER111CA67E09	67E09	mm. 9	ER111CA67I09	67I09	mm. 9
	ER111CA67E10	67E10	mm. 10	ER111CA67I10	67I10	mm. 10
	ER111CA67E11	67E11	mm. 11	ER111CA67I11	67I11	mm. 11
	ER111CA67E12	67E12	mm. 12	ER111CA67I12	67I12	mm. 12

	Esterno			Interno		
	Codice	Originale	Misura	Codice	Originale	Misura
	ER111CA22250	067222503	mm. 4	ER111CA22232	067222323	mm. 4
	ER111CA22251	067222513	mm. 5	ER111CA22233	067222333	mm. 5
	ER111CA22252	067222523	mm. 6	ER111CA22234	067222343	mm. 6
	ER111CA22254	067222543	mm. 8	ER111CA22235	067222353	mm. 8
	ER111CA22256	067222563	mm. 10	ER111CA22236	067222363	mm. 10
	ER111CA22257	067222573	mm. 12	ER111CA22239	067222393	mm. 12
	ER111CA22259	067222593	mm. 14	ER111CA22241	067222413	mm. 14
	ER111CA22260	067222603	mm. 16	ER111CA22242	067222423	mm. 16
	ER111CA22261	067222613	mm. 18	ER111CA22243	067222433	mm. 18
	ER111CA22262	067222623	mm. 20	ER111CA22244	067222443	mm. 20
	ER111CA22278	067222783	mm. 22	ER111CA22277	067222773	mm. 22
	ER111CA22263	067222633	mm. 24	ER111CA22245	067222453	mm. 24


 ER111CA00394 069 00 394 3 Esterno	 ER111CA22121 069 22 121 3 Interno	 ER111CA22115 069 22 115 3 Esterno	 ER111CA22113 069 22 113 3 Interno	 ER111CA22112 069 22 112 3 Esterno	 ER111CA22114 069 22 144 3 Interno
--	--	--	--	--	--

 ER111C22116 069 22 116 3 Esterno	 ER111CA22114 069 22 144 3 Interno	 ER111CA0069G 69G Per tracolle Esterno	 ER111CA22113 069 22 113 3 Interno	 ER111CA02211 069 22 11 Coppia per fibbie	 ER111CAF1310 F13/10 Per bordare Esterno
---	--	--	--	---	--

	Codice	Originale	Misure		Codice	Originale	Misure
	ER111CAA0502	A0502	mm. 2		ER111CAP0502	P0502	mm. 2
ER111CAA0603	A0603	mm. 3	ER111CAP0603	P0603	mm. 3		
ER111CAA0704	A0704	mm. 4	ER111CAP0704	P0704	mm. 4		
ER111CAA0805	A0805	mm. 5	ER111CAP0805	P0805	mm. 5		
ER111CAA0906	A0906	mm. 6	ER111CAP0906	P0906	mm. 6		
ER111CAA1007	A1007	mm. 7	ER111CAP1007	P1007	mm. 7		
ER111CAA1108	A1108	mm. 8	ER111CAP1108	P1108	mm. 8		
ER111CAA1310	A1310	mm. 10	ER111CAP1310	P1310	mm. 10		

	Esterno			Interno		
	Codice	Originale	Misura	Codice	Originale	Misura
	ER111CA9ZP35	069ZP/35	mm. 3,5	ER111CA9ZA35	069ZA/35	mm. 3,5
	ER111CA9ZP40	069ZP/40	mm. 4,0	ER111CA9ZA40	069ZA/40	mm. 4,0
	ER111CA9ZP45	069ZP/45	mm. 4,5	ER111CA9ZA45	069ZA/45	mm. 4,5
	ER111CA9ZP50	069ZP/50	mm. 5,0	ER111CA9ZA50	069ZA/50	mm. 5,0
	ER111CA9ZP60	069ZP/60	mm. 6,0	ER111CA9ZA60	069ZA/60	mm. 6,0
	ER111CA9ZP70	069ZP/70	mm. 7,0	ER111CA9ZA70	069ZA/70	mm. 7,0
	ER111CA9ZP80	069ZP/80	mm. 8,0	ER111CA9ZA80	069ZA/80	mm. 8,0





Per il montaggio del fletto  
 Per la costruzione del fletto  
 Per la produzione di tracolle con anima interna






					<b>ER111CA67AG2</b> 2 <b>ER111CA67AG3</b> 3 <b>ER111CA67AG4</b> 4 <b>ER111CA67AG5</b> 5 <b>ER111CA67AG6</b> 6 <b>ER111CA67AG7</b> 7 <b>ER111CA67AG8</b> 8
<b>ER111CA00391</b> 069 00 391 0 Esterno Per bordare	<b>ER111CA22117</b> 069 00 117 3 Interno Per bordare	<b>ER111CA22100</b> 069 00 100 3 Interno Per bordare	<b>ER111CA1613</b> 16-13 Esterno	Con guida interno	
					
<b>ER111CA12019</b> 167 22 019 3 Esterno	<b>ER111CA12018</b> 167 22 018 3 Interno	<b>ER111CA22002</b> 267 22 002 3 Esterno	<b>ER111CA22001</b> 267 22 001 3 Interno		
					
<b>ER111CA22033</b> 167 22 033 3 Esterno	<b>ER111CA22032</b> 167 22 032 3 Interno	<b>ER111CA22031</b> 167 22 031 3 Esterno	<b>ER111CA22030</b> 167 22 030 3 Interno		

**CL 467, 767**

					
<b>ER111CA000A6</b> A6 griffa mm 6 Esterno	<b>ER111CA22063</b> 067 22 063 3 Interno	<b>ER111CA000A8</b> A8 griffa mm 8 Esterno	<b>ER111CA12018</b> 167 22 018 3 Interno	<b>ER111CA000C6</b> C6 griffa mm 6 Esterno	<b>ER111CA22063</b> 067 22 063 3 Interno
					
<b>ER111CA000C8</b> C8 griffa mm 8 Esterno	<b>ER111CA12018</b> 167 22 018 3 Interno	<b>ER111CA000D6</b> D6 griffa mm 6 Esterno	<b>ER111CA22071</b> 067 22 071 3 Interno	<b>ER111CA000D8</b> D8 griffa mm 8 Esterno	<b>ER111CA22032</b> 167 22 032 3 Interno

			
<b>ER111CA000E6</b> E6 griffa mm 6 Esterno	<b>ER111CA02070</b> 067 22 070 0 Interno	<b>ER111CA000E8</b> E8 griffa mm 8 Esterno	<b>ER111CA22030</b> 167 22 030 3 Interno

		Codice	Originale	Misure		Codice	Originale	Misure
		ER111CAA0502	A0502	mm. 2		ER111CAP0502	P0502	mm. 2
		ER111CAA0603	A0603	mm. 3		ER111CAP0603	P0603	mm. 3
		ER111CAA0704	A0704	mm. 4		ER111CAP0704	P0704	mm. 4
		ER111CAA0805	A0805	mm. 5		ER111CAP0805	P0805	mm. 5
		ER111CAA0906	A0906	mm. 6		ER111CAP0906	P0906	mm. 6
		ER111CAA1007	A1007	mm. 7		ER111CAP1007	P1007	mm. 7
		ER111CAA1108	A1108	mm. 8		ER111CAP1108	P1108	mm. 8
ER111CAA1310	A1310	mm. 10	ER111CAP1310	P1310	mm. 10			

**ER111CA000B6**  
Per bordare B6  
griffa mm 6

Suola corta per bordare griffa mm.6


Suola lunga per bordare griffa mm.6


		Codice	Originale	Misure		Codice	Originale	Misure
		ER111CA19358	193//58	mm. 4		ER111CA49358	493/58	mm. 4
		ER111CA19359	193//59	mm. 5		ER111CA49359	493/59	mm. 5
		ER111CA19360	193//60	mm. 6		ER111CA49360	493/60	mm. 6
		ER111CA19361	193//61	mm. 7		ER111CA49361	493/61	mm. 7
		ER111CA19362	193//62	mm. 8		ER111CA49362	493/62	mm. 8
		ER111CA19363	193//63	mm. 9		ER111CA49363	493/63	mm. 9


**ER111CA000B8**  
Per bordare  
B8 griffa mm 8


Suola corta per bordare griffa mm.8

Suola lunga per bordare griffa mm.8

	<b>Esterno</b>			<b>Interno</b>		
	Codice	Originale	Misura	Codice	Originale	Misura
	ER111CA32231	367220313	mm. 3	ER111CA22066	067220663	mm. 3
	ER111CA32211	367220113	mm. 4	ER111CA22067	067220673	mm. 4
	ER111CA32212	367220123	mm. 5	ER111CA22068	067220683	mm. 5
	ER111CA32213	367220133	mm. 6	ER111CA22069	067220693	mm. 6
	ER111CA32232	367220323	mm. 7	ER111CA22125	067221253	mm. 7
	ER111CA32233	367223333	mm. 8	ER111CA22126	067221263	mm. 8

Per la produzione di tracolle con anima interna 

	<b>Esterno</b>			<b>Interno</b>		
	Codice	Originale	Misura	Codice	Originale	Misura
	ER111CA32241	367220413	mm. 4	ER111CA22141	367221413	mm. 4
	ER111CA32242	367220423	mm. 5	ER111CA22142	367221423	mm. 5
	ER111CA32243	367220433	mm. 6	ER111CA22143	367221433	mm. 6
	ER111CA32244	367220443	mm. 7	ER111CA22154	367221543	mm. 7
	ER111CA32245	367220453	mm. 8	ER111CA22155	367221553	mm. 8




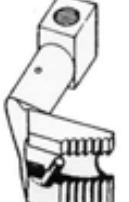
Per l'esecuzione di orature con anima 

	Esterno			Interno		
	Codice	Originale	Misura	Codice	Originale	Misura
 <p>Per il montaggio del filetto</p> <p>Per la costruzione del filetto</p>	ER111CA4ZP35	467ZP/35	mm. 3,5	ER111CA9ZA35	069ZA/35	mm. 3,5
	ER111CA4ZP40	467ZP/40	mm. 4,0	ER111CA9ZA40	069ZA/40	mm. 4,0
	ER111CA4ZP45	467ZP/45	mm. 4,5	ER111CA9ZA45	069ZA/45	mm. 4,5
	ER111CA4ZP50	467ZP/50	mm. 5,0	ER111CA9ZA50	069ZA/50	mm. 5,0
	ER111CA4ZP60	467ZP/60	mm. 6,0	ER111CA9ZA60	069ZA/60	mm. 6,0
	ER111CA4ZP70	467ZP/70	mm. 7,0	ER111CA9ZA70	069ZA/70	mm. 7,0
	ER111CA4ZP80	467ZP/80	mm. 8,0	ER111CA9ZA80	069ZA/80	mm. 8,0



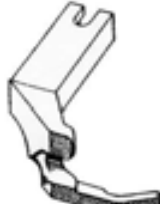

  

	ER111CA000B8 Per bordare B8 griffa mm 8		Con guida interno	Codice	Misura
				ER111CA67AG2	mm. 2
				ER111CA67AG3	mm. 3
				ER111CA67AG4	mm. 4
				ER111CA67AG5	mm. 5
				ER111CA67AG6	mm. 6
				ER111CA67AG7	mm. 7
				ER111CA67AG8	mm. 8

**CL. 67, 68, 69, 167, 267 CORDONATORI**

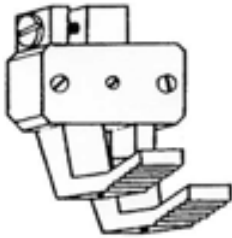

							
Codice	Misura	Codice	Misura	Codice	Misura	Codice	Misura
ER111CAE1D02	mm. 2	ER111CAADD02	mm. 2	ER111CAE1D02	mm. 2	ER111CABDD02	mm. 2
ER111CAE1D03	mm. 3	ER111CAADD03	mm. 3	ER111CAE1D03	mm. 3	ER111CABDD03	mm. 3
ER111CAE1D04	mm. 4	ER111CAADD04	mm. 4	ER111CAE1D04	mm. 4	ER111CABDD04	mm. 4
ER111CAE1D05	mm. 5	ER111CAADD05	mm. 5	ER111CAE1D05	mm. 5	ER111CABDD05	mm. 5
ER111CAE1D06	mm. 6	ER111CAADD06	mm. 6	ER111CAE1D06	mm. 6	ER111CABDD06	mm. 6
ER111CAE1D07	mm. 7	ER111CAADD07	mm. 7	ER111CAE1D07	mm. 7	ER111CABDD07	mm. 7
ER111CAE1D08	mm. 8	ER111CAADD08	mm. 8	ER111CAE1D08	mm. 8	ER111CABDD08	mm. 8
ER111CAE1D09	mm. 9	ER111CAADD09	mm. 9	ER111CAE1D09	mm. 9	ER111CABDD09	mm. 9
ER111CAE1D10	mm. 10	ER111CAADD10	mm. 10	ER111CAE1D10	mm. 10	ER111CABDD10	mm. 10
ER111CAE1D11	mm. 11	ER111CAADD11	mm. 11	ER111CAE1D11	mm. 11	ER111CABDD11	mm. 11
ER111CAE1D12	mm. 12	ER111CAADD12	mm. 12	ER111CAE1D12	mm. 12	ER111CABDD12	mm. 12




							
Codice	Misura	Codice	Misura	Codice	Misura	Codice	Misura
ER111CAE2D02	mm. 2	ER111CACDL02	mm. 2	ER111CAE4S02	mm. 2	ER111CAESL02	mm. 2
ER111CAE2D03	mm. 3	ER111CACDL03	mm. 3	ER111CAE4S03	mm. 3	ER111CAESL03	mm. 3
ER111CAE2D04	mm. 4	ER111CACDL04	mm. 4	ER111CAE4S04	mm. 4	ER111CAESL04	mm. 4
ER111CAE2D05	mm. 5	ER111CACDL05	mm. 5	ER111CAE4S05	mm. 5	ER111CAESL05	mm. 5
ER111CAE2D06	mm. 6	ER111CACDL06	mm. 6	ER111CAE4S06	mm. 6	ER111CAESL06	mm. 6
ER111CAE2D07	mm. 7	ER111CACDL07	mm. 7	ER111CAE4S07	mm. 7	ER111CAESL07	mm. 7
ER111CAE2D08	mm. 8	ER111CACDL08	mm. 8	ER111CAE4S08	mm. 8	ER111CAESL08	mm. 8
ER111CAE2D09	mm. 9	ER111CACDL09	mm. 9	ER111CAE4S09	mm. 9	ER111CAESL09	mm. 9
ER111CAE2D10	mm. 10	ER111CACDL10	mm. 10	ER111CAE4S10	mm. 10	ER111CAESL10	mm. 10
ER111CAE2D11	mm. 11	ER111CACDL11	mm. 11	ER111CAE4S11	mm. 11	ER111CAESL11	mm. 11
ER111CAE2D12	mm. 12	ER111CACDL12	mm. 12	ER111CAE4S12	mm. 12	ER111CAESL12	mm. 12

							
Sagomato destro esterno		Sagomato ago a destra interno		Sagomato destro esterno		Sagomato ago a destra interno	
Codice	Misura	Codice	Misura	Codice	Misura	Codice	Misura
ER111CAE6D03	mm. 3	ER111CAGDL03	mm. 3	ER111CAE7D03	mm. 3	ER111CAHDL03	mm. 3
ER111CAE6D04	mm. 4	ER111CAGDL04	mm. 4	ER111CAE7D04	mm. 4	ER111CAHDL04	mm. 4
ER111CAE6D05	mm. 5	ER111CAGDL05	mm. 5	ER111CAE7D05	mm. 5	ER111CAHDL05	mm. 5
ER111CAE6D06	mm. 6	ER111CAGDL06	mm. 6	ER111CAE7D06	mm. 6	ER111CAHDL06	mm. 6
ER111CAE6D07	mm. 7	ER111CAGDL07	mm. 7	ER111CAE7D07	mm. 7	ER111CAHDL07	mm. 7

### PIEDINI A BILANCINO PER ADLER


















	
BASSI (2 VITI FRONTE)	ALTI (4 VITI FRONTE)

Dentato		Liscio		Con Guida centrale	
ALTO		ALTO		ALTO	
Codice	Misura	Codice	Misura	Codice	Misura
ER111CABID48	mm. 4,8	ER111CABIL48	mm. 4,8	ER111CBIC048	mm. 4,8
ER111CABID60	mm. 6,0	ER111CABIL60	mm. 6,0	ER111CBIC060	mm. 6,0
ER111CABID64	mm. 6,4	ER111CABIL64	mm. 6,4	ER111CBIC064	mm. 6,4
ER111CABID80	mm. 8,0	ER111CABIL80	mm. 8,0	ER111CBIC080	mm. 8,0
ER111CABID10	mm. 10,0	ER111CABIL10	mm. 10,0	ER111CBIC100	mm. 10,0
BASSO		BASSO		BASSO	
ER111CABBD48	mm. 4,8	ER111CABBL48	mm. 4,8	ER111CBBC048	mm. 4,8
ER111CABBD60	mm. 6,0	ER111CABBL60	mm. 6,0	ER111CBBC060	mm. 6,0
ER111CABBD64	mm. 6,4	ER111CABBL64	mm. 6,4	ER111CBBC064	mm. 6,4
ER111CABBD80	mm. 8,0	ER111CABBL80	mm. 8,0	ER111CBBC080	mm. 8,0
ER111CABBD10	mm. 10,0	ER111CABBL10	mm. 10,0	ER111CBBC100	mm. 10,0


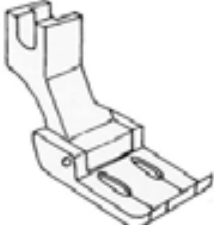
	<p>MISURE SUPPLEMENTARI          PIEDINO A BILANCINO ALTO          CON GUIDA CENTRALE          PER ADLER 268</p> <table border="1"> <thead> <tr> <th>Codice</th> <th>Misura</th> </tr> </thead> <tbody> <tr> <td>ER111CBIC120</td> <td>mm. 12,0</td> </tr> <tr> <td>ER111CBIC140</td> <td>mm. 14,0</td> </tr> <tr> <td>ER111CBIC160</td> <td>mm. 16,0</td> </tr> </tbody> </table>	Codice	Misura	ER111CBIC120	mm. 12,0	ER111CBIC140	mm. 14,0	ER111CBIC160	mm. 16,0	 <p>Piedino a bilancino doppio</p> <table border="1"> <tbody> <tr> <td>ER111CBID010</td> <td>mm. 1</td> </tr> <tr> <td>ER111CBID020</td> <td>mm. 2</td> </tr> </tbody> </table>	ER111CBID010	mm. 1	ER111CBID020	mm. 2	 <p>Piedino bilancino destro</p> <table border="1"> <tbody> <tr> <td>ER111CBIDS10</td> <td>mm. 1,0</td> </tr> <tr> <td>ER111CBIDS15</td> <td>mm. 1,5</td> </tr> <tr> <td>ER111CBIDS25</td> <td>mm. 2,5</td> </tr> </tbody> </table>	ER111CBIDS10	mm. 1,0	ER111CBIDS15	mm. 1,5	ER111CBIDS25	mm. 2,5
Codice	Misura																				
ER111CBIC120	mm. 12,0																				
ER111CBIC140	mm. 14,0																				
ER111CBIC160	mm. 16,0																				
ER111CBID010	mm. 1																				
ER111CBID020	mm. 2																				
ER111CBIDS10	mm. 1,0																				
ER111CBIDS15	mm. 1,5																				
ER111CBIDS25	mm. 2,5																				

**PIEDINI PER DURKOPP**

**CL. 211, 212**

																																				
<b>ER111CD20478</b> CL. 211 204-78	<b>ER111CD11748</b> CL. 211 211-748	<b>ER111CD20452</b> CL. 211 204-52	<b>ER111CD22903</b> CL. 212 212-2903	<b>ER111CD21193</b> CL. 212 212-1193																																
																																				
<b>ER111CD21643</b> Largo CL. 212 212-1643	<b>ER111CD22013</b> Stretto CL. 212 212-2013	<b>ER111CD2CC54</b> Piedino cern. mm.5,4 <b>ER111CD2CC70</b> Piedino cern. mm. 7	<b>ER111CD2CD54</b> Piedino cern. dx mm.5,4 <b>ER111CD2CD70</b> Piedino cern. dx mm. 7	<b>ER111CD2CS54</b> Piedino cern. sx mm.5,4 <b>ER111CD2CS70</b> Piedino cern. sx mm. 7																																
																																				
<b>ER111CD2518F</b> Piedino cerniera invisibile	<b>ER111CD2518N</b> Piedino cerniere invisibili con indice	<b>ER111CD12887</b> 212-887	<b>ER111CD200TE</b> Piedino teflon	<b>ER111CD200TB</b> Ciabatta di ricambio																																
	<b>COMPENSATORI</b> 	<table border="1"> <thead> <tr> <th colspan="2">Sinistro</th> <th colspan="2">Destro</th> </tr> </thead> <tbody> <tr> <td><b>ER111CD2D032</b></td> <td>1/32" = 0,8</td> <td><b>ER111CD2S032</b></td> <td>1/32" = 0,8</td> </tr> <tr> <td><b>ER111CD2D016</b></td> <td>1/16" = 1,6</td> <td><b>ER111CD2S016</b></td> <td>1/16" = 1,6</td> </tr> <tr> <td><b>ER111CD2D008</b></td> <td>1/8" = 3,2</td> <td><b>ER111CD2S008</b></td> <td>1/8" = 3,2</td> </tr> <tr> <td><b>ER111CD2D316</b></td> <td>3/16" = 4,8</td> <td><b>ER111CD2S316</b></td> <td>3/16" = 4,8</td> </tr> <tr> <td><b>ER111CD2D004</b></td> <td>1/4" = 6,4</td> <td><b>ER111CD2S004</b></td> <td>1/4" = 6,4</td> </tr> <tr> <td colspan="2" style="text-align: center;"><b>Doppio</b></td> <td colspan="2"></td> </tr> <tr> <td colspan="2"><b>ER111CD2DOPP</b></td> <td colspan="2"></td> </tr> </tbody> </table>		Sinistro		Destro		<b>ER111CD2D032</b>	1/32" = 0,8	<b>ER111CD2S032</b>	1/32" = 0,8	<b>ER111CD2D016</b>	1/16" = 1,6	<b>ER111CD2S016</b>	1/16" = 1,6	<b>ER111CD2D008</b>	1/8" = 3,2	<b>ER111CD2S008</b>	1/8" = 3,2	<b>ER111CD2D316</b>	3/16" = 4,8	<b>ER111CD2S316</b>	3/16" = 4,8	<b>ER111CD2D004</b>	1/4" = 6,4	<b>ER111CD2S004</b>	1/4" = 6,4	<b>Doppio</b>				<b>ER111CD2DOPP</b>				
Sinistro		Destro																																		
<b>ER111CD2D032</b>	1/32" = 0,8	<b>ER111CD2S032</b>	1/32" = 0,8																																	
<b>ER111CD2D016</b>	1/16" = 1,6	<b>ER111CD2S016</b>	1/16" = 1,6																																	
<b>ER111CD2D008</b>	1/8" = 3,2	<b>ER111CD2S008</b>	1/8" = 3,2																																	
<b>ER111CD2D316</b>	3/16" = 4,8	<b>ER111CD2S316</b>	3/16" = 4,8																																	
<b>ER111CD2D004</b>	1/4" = 6,4	<b>ER111CD2S004</b>	1/4" = 6,4																																	
<b>Doppio</b>																																				
<b>ER111CD2DOPP</b>																																				
<b>ER111CD2CREG</b> Piedino cern. regol.																																				

**cl. 244**







	<b>ER111CD24D48</b> Piedino 2 aghi mm. 4,8 Con guida destra a mm. 2  <b>ER111CD24D64</b> Piedino 2 aghi mm. 6,4 Con guida destra a mm. 2		<b>ER111CD24448</b> Piedino 2 aghi mm. 4,8  <b>ER111CD24464</b> Piedino 2 aghi mm. 6,4
---	--	--	--





cl. 272

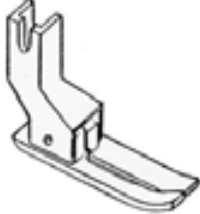
				
<b>ER111CD76801</b> Normale 272-6801	<b>ER111CD76807</b> Largo 272-6807	<b>ER111CD7351N</b> S351 NF	<b>ER111CD700TE</b> Piedino teflon	<b>ER111CD700TB</b> Ciabatta di ricambio
				
<b>ER111CD7CREG</b> Piedino cerniera regolabile	<b>ER111CD7363V</b> Piedino cerniera ciabatta rialzata	<b>ER111CD7361N</b> Piedino cerniera destro	<b>ER111CD7360N</b> Piedino cerniera sinistro	<b>ER111CD7CC54</b> Piedino cerniera mm.5,4 <b>ER111CD7CC70</b> Piedino cerniera mm. 7
				
<b>ER111CD7CD54</b> Cerniera dx mm.5,4 <b>ER111CD7CD70</b> Cerniera dx mm. 7	<b>ER111CD7CS54</b> Cerniera sx mm.5,4 <b>ER111CD7CS70</b> Cerniera sx mm. 7	<b>ER111CD7518N</b> Piedino cerniere invisibili con indice	<b>ER111CD7518F</b> Piedino cerniera invisibile	
	<b>Destro</b>		<b>Destro Stretto</b>	
	<b>ER111CPD1132</b>	1/32"=0,8	<b>ER111CPD132N</b>	1/32"N=0,8N
	<b>ER111CPD1116</b>	1/16"=1,6	<b>ER111CPD116N</b>	1/16"N=1,6N
	<b>ER111CPD1018</b>	1/8" =3,2	<b>Sinistro</b>	
	<b>ER111CPD1316</b>	3/16"=4,8	<b>ER111CPS1132</b>	1/32"=0,8
	<b>ER111CPD1014</b>	1/4" =6,4	<b>ER111CPS1116</b>	1/16"=1,6
	<b>ER111CPD1072</b>	mm. 7,2	<b>ER111CPS1018</b>	1/8" =3,2
	<b>ER111CPD1080</b>	mm. 8,0	<b>ER111CPS1316</b>	3/16"=4,8
	<b>ER111CPD1090</b>	mm. 9,0	<b>ER111CPS1014</b>	1/4" =6,4
	<b>ER111CPD1100</b>	mm. 10	<b>Sinistro Stretto</b>	
	<b>ER111CPD1127</b>	mm. 12,7	<b>ER111CPS132N</b>	1/32"N=0,8N
	<b>ER111CPD1140</b>	mm. 14	<b>ER111CPS116N</b>	1/16"N=1,6N
	<b>ER111CPD1160</b>	mm. 16	<b>Doppio</b>	
	<b>ER111CPD1180</b>	mm. 18	<b>ER111CPP1132</b>	1/32"=0,8
		<b>ER111CPP1116</b>	1/16"=1,6	







### PIEDINI PER JUKI



					
ER111CJB0120 B1524 012 0B0	ER111CJB012A B1524 012 0A0	ER111CJB012B B1524 012 BBA	ER111CJB041A B1524 041 EA0	ER111CJB4120 B1524 412 0B0	ER111CJB543B B1511 543 BBA

 cl. MS 19 <b>110CJ7019D</b> B1507 019 DAO 3/16		 <b>110CJ7019F</b> B1507 019 FAO 1/4		 <b>110CJ7026F</b> B1507 026 FAO 1/4" cl. MS 26		 <b>ER111CJD415B</b> D1524 415 BAA cl. DLN-5410	
---	--	--	--	--	--	--	--

 <b>COMPENSATORI</b>  Compensatore DLN-5410 9010SS	<b>Destro</b>		<b>Destro Stretto</b>	
	ER111CPD1132	1/32"=0,8	ER111CPD132N	1/32"N=0,8
	ER111CPD1116	1/16"=1,6	ER111CPD116N	1/16"N=1,6
	ER111CPD1018	1/8" =3,2	<b>Sinistro</b>	
	ER111CPD1316	3/16"=4,8	ER111CPS1132	1/32"=0,8
	ER111CPD1014	1/4" =6,4	ER111CPS1116	1/16"=1,6
	ER111CPD1072	mm. 7,2	ER111CPS1018	1/8" =3,2
	ER111CPD1080	mm. 8,0	ER111CPS1316	3/16"=4,8
	ER111CPD1090	mm. 9,0	ER111CPS1014	1/4" =6,4
	ER111CPD1100	mm. 10	<b>Sinistro Stretto</b>	
	ER111CPD1127	mm. 12,7	ER111CPS132N	1/32"N=0,8
	ER111CPD1140	mm. 14	ER111CPS116N	1/16"N=1,6
	ER111CPD1160	mm. 16	<b>Doppio</b>	
	ER111CPD1180	mm. 18	ER111CPP1132	1/32"=0,8
		ER111CPP1116	1/16"=1,6	

### PIEDINI PER NECCHI

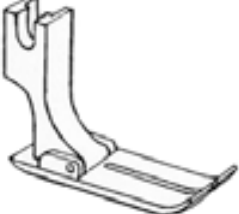


			<b>Destro</b> ER111CN83D01 1,0 mm. ER111CN83D15 1,5 mm. ER111CN83D03 3,0 mm. ER111CN83D48 4,8 mm. ER111CN83D64 6,4 mm. ER111CN83D07 7,0 mm. ER111CN83D08 8,0 mm. ER111CN83D10 10,0 mm.		 <b>ER111CN56378</b> 956378-3-01 cl. 830, 835
<b>ER111CN10409</b> 110409-3-00 cl. 720	<b>ER111CN56099</b> 956099-3-00 cl. 750	Piedino compensatore cl. 831, 901	<b>Sinistro</b> ER111CN83S01 1,0 mm. ER111CN83S15 1,5 mm. ER111CN83S03 3,0 mm.		

	<b>ER111CN46409</b> 146409-3-00 cl. 831		<b>ER111CN56332</b> 956332-3-00 cl. 831
---	---	--	---

 <b>ER111CN3STCE</b> Stretto per cerniera cl. 831	 <b>ER111CN3STDS</b> Stretto destro per cerniera cl. 831	 <b>ER111CN3STSN</b> Stretto sinistro per cerniera cl. 831
---	--	--

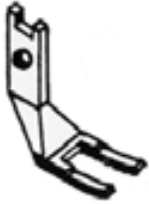




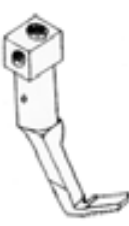





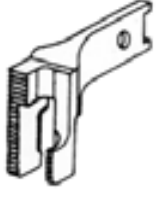



 Piedino compensatore cl. 881	<b>Destro</b>		 <b>ER111CD7CREG</b> Piedino cerniera regolabile cl. 881	 <b>ER111CN8STCE</b> Stretto per cerniera cl. 881
	<b>ER111CN88D01</b>	1,0 mm		
	<b>ER111CN88D15</b>	1,5 mm		
	<b>ER111CN88D03</b>	3,0 mm		
	<b>ER111CN88D48</b>	4,8 mm		
	<b>ER111CN88D64</b>	6,4 mm		
	<b>Sinistro</b>			
	<b>ER111CN88S01</b>	1,0 mm		
<b>ER111CN88S15</b>	1,5 mm			
<b>ER111CN88S03</b>	3,0 mm			









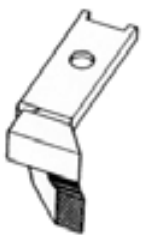



 <b>ER111CN8STSN</b> Stretto sinistro cl. 881	 <b>ER111CN8STDS</b> Stretto destro cl. 881	 <b>ER111CN61789</b> 961789-3-00 Stretto cl. 881	 <b>ER111CN61761</b> 961761-3-00 Normale cl. 881	 <b>ER111CN61788</b> 961788-3-00 Largo cl. 881
--	--	---	--	---





 <b>ER111CN56653</b> 956653-3-00 cl. 885	 <b>ER111CN56378</b> 956378-3-00 cl. 885	 <b>ER111CN56517</b> 956517-3-00 cl. 885
--	--	--

**Cl. 840 902**



 <b>ER111CN55409</b> 155409 cl. 902-155	 <b>ER111CN55639</b> 155639 cl. 902-155	 <b>ER111CN90315</b> 90315 cl. 840-134, 902-100	 <b>ER111CN90330</b> 90330 chiuso cl. 840-134, 902-100	 <b>ER111CN09639</b> 109639 aperto cl. 840-134, 902-100
---	---	---	--	---

					
<b>ER111CN56208</b> 956208 cl. 840, 902	<b>ER111CN56207</b> 956207 cl. 840, 902	<b>ER111CN56521</b> 956521 cl. 840-130	<b>ER111CN56520</b> 956520 cl. 840-130		
					
<b>ER111CND6523</b> 956523-D cl. 840-134 Ago destra	<b>ER111CND6522</b> 956522-D cl. 840-134 Ago destra	<b>ER111CNS6523</b> 956523-S cl. 840-134 Ago sinistra	<b>ER111CNS6522</b> 956522-S cl. 840-134 Ago destra		
	Codice	Misura		Codice	Misura
	Scanalato esterno ago destra 49544			Scanalato interno ago destra 49047	
	<b>ER111CP54418</b>	1/8"		<b>ER111CP04718</b>	1/8"
	<b>ER111CP54452</b>	5/32"		<b>ER111CP04752</b>	5/32"
	<b>ER111CP54436</b>	3/16"		<b>ER111CP04736</b>	3/16"
	<b>ER111CP54414</b>	.1/4"		<b>ER111CP04714</b>	.1/4"
	<b>ER111CP54456</b>	5/16"		<b>ER111CP04756</b>	5/16"
<b>ER111CP54438</b>	3/8"	<b>ER111CP04738</b>	3/8"		
	Codice	Misura		Codice	Misura
	Scanalato esterno ago destra 42443			Scanalato interno ago destra 42442	
	<b>ER111CP44336</b>	3/16"		<b>ER111CP44236</b>	3/16"
	<b>ER111CP44314</b>	.1/4"		<b>ER111CP44214</b>	.1/4"
	Codice	Misura		Codice	Misura
	Scanalato esterno ago destra 49544T			Scanalato interno ago destra 49047T	
	<b>ER111CP54T18</b>	1/8"		<b>ER111CP04T18</b>	1/8"
	<b>ER111CP54T52</b>	5/32"		<b>ER111CP04T52</b>	5/32"
	<b>ER111CP54T36</b>	3/16"		<b>ER111CP04T36</b>	3/16"
	<b>ER111CP54T14</b>	.1/4"		<b>ER111CP04T14</b>	.1/4"
	<b>ER111CP54T56</b>	5/16"		<b>ER111CP04T56</b>	5/16"
<b>ER111CP54T38</b>	3/8"	<b>ER111CP04T38</b>	3/8"		
	Codice	Misura		Codice	Misura
	<b>ER111CNE1D02</b>	mm. 2		<b>ER111CAADD02</b>	mm. 2
	<b>ER111CNE1D03</b>	mm. 3		<b>ER111CAADD03</b>	mm. 3
	<b>ER111CNE1D04</b>	mm. 4		<b>ER111CAADD04</b>	mm. 4
	<b>ER111CNE1D05</b>	mm. 5		<b>ER111CAADD05</b>	mm. 5
	<b>ER111CNE1D06</b>	mm. 6		<b>ER111CAADD06</b>	mm. 6
	<b>ER111CNE1D07</b>	mm. 7		<b>ER111CAADD07</b>	mm. 7
	<b>ER111CNE1D08</b>	mm. 8		<b>ER111CAADD08</b>	mm. 8
	<b>ER111CNE1D09</b>	mm. 9		<b>ER111CAADD09</b>	mm. 9
	<b>ER111CNE1D10</b>	mm. 10		<b>ER111CAADD10</b>	mm. 10
	<b>ER111CNE1D11</b>	mm. 11		<b>ER111CAADD11</b>	mm. 11
	<b>ER111CNE1D12</b>	mm. 12		<b>ER111CAADD12</b>	mm. 12
Scanalato destro esterno			Scanalato ago a destra interno		

							
Scanalato destro esterno		Scanalato ago a destra interno		Scanalato destro esterno		Scanalato ago a destra interno	
Codice	Misura	Codice	Misura	Codice	Misura	Codice	Misura
ER111CNE1D02	mm. 2	ER111CABDD02	mm. 2	ER111CNE2D02	mm. 2	ER111CACDL02	mm. 2
ER111CNE1D03	mm. 3	ER111CABDD03	mm. 3	ER111CNE2D03	mm. 3	ER111CACDL03	mm. 3
ER111CNE1D04	mm. 4	ER111CABDD04	mm. 4	ER111CNE2D04	mm. 4	ER111CACDL04	mm. 4
ER111CNE1D05	mm. 5	ER111CABDD05	mm. 5	ER111CNE2D05	mm. 5	ER111CACDL05	mm. 5
ER111CNE1D06	mm. 6	ER111CABDD06	mm. 6	ER111CNE2D06	mm. 6	ER111CACDL06	mm. 6
ER111CNE1D07	mm. 7	ER111CABDD07	mm. 7	ER111CNE2D07	mm. 7	ER111CACDL07	mm. 7
ER111CNE1D08	mm. 8	ER111CABDD08	mm. 8	ER111CNE2D08	mm. 8	ER111CACDL08	mm. 8
ER111CNE1D09	mm. 9	ER111CABDD09	mm. 9	ER111CNE2D09	mm. 9	ER111CACDL09	mm. 9
ER111CNE1D10	mm. 10	ER111CABDD10	mm. 10	ER111CNE2D10	mm. 10	ER111CACDL10	mm. 10
ER111CNE1D11	mm. 11	ER111CABDD11	mm. 11	ER111CNE2D11	mm. 11	ER111CACDL11	mm. 11
ER111CNE1D12	mm. 12	ER111CABDD12	mm. 12	ER111CNE2D12	mm. 12	ER111CACDL12	mm. 12
							
Scanalato sinistro esterno		Scanalato ago a sinistra interno		Scanalato sinistro esterno		Scanalato ago a sinist. interno	
Codice	Misura	Codice	Misura	Codice	Misura	Codice	Misura
ER111CNE4S02	mm. 2	ER111CAESL02	mm. 2	ER111CNE5S02	mm. 2	ER111CAFSD02	mm. 2
ER111CNE4S03	mm. 3	ER111CAESL03	mm. 3	ER111CNE5S03	mm. 3	ER111CAFSD03	mm. 3
ER111CNE4S04	mm. 4	ER111CAESL04	mm. 4	ER111CNE5S04	mm. 4	ER111CAFSD04	mm. 4
ER111CNE4S05	mm. 5	ER111CAESL05	mm. 5	ER111CNE5S05	mm. 5	ER111CAFSD05	mm. 5
ER111CNE4S06	mm. 6	ER111CAESL06	mm. 6	ER111CNE5S06	mm. 6	ER111CAFSD06	mm. 6
ER111CNE4S07	mm. 7	ER111CAESL07	mm. 7	ER111CNE5S07	mm. 7	ER111CAFSD07	mm. 7
ER111CNE4S08	mm. 8	ER111CAESL08	mm. 8	ER111CNE5S08	mm. 8	ER111CAFSD08	mm. 8
ER111CNE4S09	mm. 9	ER111CAESL09	mm. 9	ER111CNE5S09	mm. 9	ER111CAFSD09	mm. 9
ER111CNE4S10	mm. 10	ER111CAESL10	mm. 10	ER111CNE5S10	mm. 10	ER111CAFSD10	mm. 10
ER111CNE4S11	mm. 11	ER111CAESL11	mm. 11	ER111CNE5S11	mm. 11	ER111CAFSD11	mm. 11
ER111CNE4S12	mm. 12	ER111CAESL12	mm. 12	ER111CNE5S12	mm. 12	ER111CAFSD12	mm. 12
							
Sagomato destro esterno		Sagomato ago a destra interno		Sagomato destro esterno		Sagomato ago a destra interno	
Codice	Misura	Codice	Misura	Codice	Misura	Codice	Misura
ER111CNE7D03	mm. 3	ER111CAHDL03	mm. 3	ER111CNE6D03	mm. 3	ER111CAGDL03	mm. 3
ER111CNE7D04	mm. 4	ER111CAHDL04	mm. 4	ER111CNE6D04	mm. 4	ER111CAGDL04	mm. 4
ER111CNE7D05	mm. 5	ER111CAHDL05	mm. 5	ER111CNE6D05	mm. 5	ER111CAGDL05	mm. 5
ER111CNE7D06	mm. 6	ER111CAHDL06	mm. 6	ER111CNE6D06	mm. 6	ER111CAGDL06	mm. 6
ER111CNE7D07	mm. 7	ER111CAHDL07	mm. 7	ER111CNE6D07	mm. 7	ER111CAGDL07	mm. 7



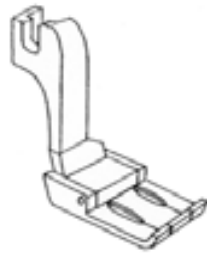
							
Sagomato destro esterno		Sagomato ago a sinistra interno		Sagomato sinistro esterno		Sagomato ago a destra interno	
Codice	Misura	Codice	Misura	Codice	Misura	Codice	Misura
ER111CNE3D02	mm. 2	ER111CADDD02	mm. 2	ER111CNE8D02	mm. 2	ER111CAIDD02	Mm. 2
ER111CNE3D03	mm. 3	ER111CADDD03	mm. 3	ER111CNE8D08	mm. 3	ER111CAIDD03	Mm. 3
ER111CNE3D04	mm. 4	ER111CADDD04	mm. 4	ER111CNE8D04	mm. 4	ER111CAIDD04	Mm. 4
ER111CNE3D05	mm. 5	ER111CADDD05	mm. 5	ER111CNE8D05	mm. 5	ER111CAIDD05	Mm. 5
ER111CNE3D06	mm. 6	ER111CADDD06	mm. 6	ER111CNE8D06	mm. 6	ER111CAIDD06	Mm. 6
ER111CNE3D03	mm. 7	ER111CADDD03	mm. 7	ER111CNE8D08	mm. 7	ER111CAIDD03	Mm. 7
ER111CNE3D08	mm. 8	ER111CADDD08	mm. 8	ER111CNE8D08	mm. 8	ER111CAIDD08	Mm. 8

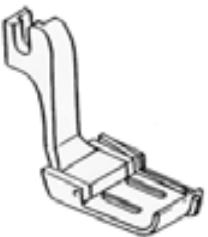
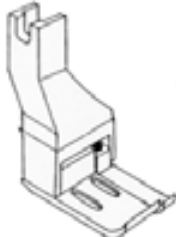


**PIEDINI A BILANCINO**

	
<b>BASSI (2 VITI FRONTE)</b>	<b>ALTI (4 VITI FRONTE)</b>


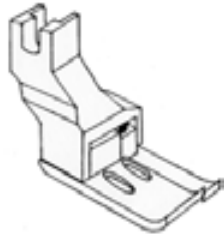

Dentato		Liscio		Con Guida centrale	
ALTO		ALTO		ALTO	
Codice	Misura	Codice	Misura	Codice	Misura
ER111CABID48	mm. 4,8	ER111CABIL48	mm. 4,8	ER111CBIC048	mm. 4,8
ER111CABID60	mm. 6,0	ER111CABIL60	mm. 6,0	ER111CBIC060	mm. 6,0
ER111CABID64	mm. 6,4	ER111CABIL64	mm. 6,4	ER111CBIC064	mm. 6,4
ER111CABID80	mm. 8,0	ER111CABIL80	mm. 8,0	ER111CBIC080	mm. 8,0
ER111CABID10	mm. 10,0	ER111CABIL10	mm. 10,0	ER111CBIC100	mm. 10,0
BASSO		BASSO		BASSO	
ER111CABBD48	mm. 4,8	ER111CABBL48	mm. 4,8	ER111CBBC048	mm. 4,8
ER111CABBD60	mm. 6,0	ER111CABBL60	mm. 6,0	ER111CBBC060	mm. 6,0
ER111CABBD64	mm. 6,4	ER111CABBL64	mm. 6,4	ER111CBBC064	mm. 6,4
ER111CABBD80	mm. 8,0	ER111CABBL80	mm. 8,0	ER111CBBC080	mm. 8,0
ER111CABBD10	mm. 10,0	ER111CABBL10	mm. 10,0	ER111CBBC100	mm. 10,0



	<b>ALTO</b>			<p><b>ER111CBIP008</b> Piedino a bilancino doppio per piedino interno fino a 8 mm.</p> <p><b>ER111CBIP010</b> Piedino a bilancino doppio per piedino interno fino a 10 mm.</p>
	Codice	Misura		
	ER111CNBIA48	mm. 4,8		
	ER111CNBIA60	mm. 6,0		
	ER111CNBIA64	mm. 6,4		
	ER111CNBIA80	mm. 8,0		
	ER111CNBIA10	mm. 10,0		
	ER111CNBIA12	mm. 12,0		
	<b>BASSO</b>			
	ER111CNBIB48	mm. 4,8		
	ER111CNBIB60	mm. 6,0		
	ER111CNBIB64	mm. 6,4		
ER111CNBIB80	mm. 8,0			
ER111CNBIB10	mm. 10,0			
ER111CNBIB12	mm. 12,0			

 Piedino a bilancino doppio <b>ER111CBID010</b> mm. 1 <b>ER111CBID020</b> mm. 2	 Piedino bilancino destro <b>ER111CBIDS10</b> mm. 1,0 <b>ER111CBIDS15</b> mm. 1,5 <b>ER111CBIDS25</b> mm. 2,5		<b>Suola regolare</b>		
			Codice	Originale	Misura
			<b>ER111CN30715</b>	30715	mm 4,8
			<b>ER111CN61044</b>	961044.3.00	mm 6
			<b>ER111CN61144</b>	961044.3.10	mm 6,4
			<b>Suola stretta</b>		
			<b>ER111CN92048</b>		mm 4,8
			<b>ER111CN92064</b>		mm 6,4
Piedino per macchina 2 aghi cl. 921, 922					

 Piedino 2 aghi con guida dx mm.2 cl. 921, 925	 Compensatore destro 1/16" cl. 921	 Compensatore doppio 1/16" cl. 921	 Piedino 2 aghi con guida dx mm.2 cl. 951, 971, 974, 976
--	--	--	--

Codice	Misura	Codice	Misura	Codice	Misura	Codice	Misura
<b>ER111CND9248</b>	mm 4,8	<b>ER111CN92D48</b>	mm 4,8	<b>ER111CN92P48</b>	mm 4,8	<b>ER111CND9748</b>	mm 4,8
<b>ER111CND9264</b>	mm 6,4	<b>ER111CN92D64</b>	mm 6,4	<b>ER111CN92P64</b>	mm 6,4	<b>ER111CND9764</b>	mm 6,4

	<b>Suola regolare</b>						
	Codice	Originale	Misura				
	<b>ER111CN61799</b>	961799.3	mm 4,8				
	<b>ER111CN61776</b>	961773.3	mm 6				
	<b>ER111CN61773</b>	961773.3	mm 6,4				
	<b>Suola stretta</b>						
	<b>ER111CN97048</b>		mm 4,8				
<b>ER111CN97064</b>		mm 6,4					
Piedino per macchina 2 aghi cl. 951, 971, 974, 976				Compensatore destro 1/16" cl. 951, 971, 974, 976			
Codice		Misura		Codice		Misura	
<b>ER111CN97D48</b>		mm 4,8		<b>ER111CN97P48</b>		mm 4,8	
<b>ER111CN97D64</b>		mm 6,4		<b>ER111CN97P64</b>		mm 6,4	

	Codice	Originale	Misura		Codice	Originale	Misura
	<b>ER111CN61070</b>	961070	mm. 4,0		<b>ER111CN61320</b>	961320	mm. 4,0
	<b>ER111CN61231</b>	961231	mm. 6,0		<b>ER111CN61339</b>	961339	mm. 6,0
	<b>ER111CN61232</b>	961232	mm. 6,4		<b>ER111CN61840</b>	961840	mm. 6,4
	<b>ER111CN61065</b>	961065	mm. 8,0		<b>ER111CN61062</b>	961062	mm. 8,0
	<b>ER111CN61081</b>	961081	mm. 10		<b>ER111CN61078</b>	961078	mm. 10
	<b>ER111CN61091</b>	961091	mm. 12		<b>ER111CN61088</b>	961088	mm. 12
	<b>ER111CN61105</b>	961105	mm. 14		<b>ER111CN61102</b>	961102	mm. 14
	<b>ER111CN61117</b>	961117	mm. 16		<b>ER111CN61114</b>	961114	mm. 16
	<b>ER111CN61132</b>	961132	mm. 20		<b>ER111CN61129</b>	961129	mm. 20
Piedino esterno 2 aghi				Piedino interno 2 aghi			