


MC S6 · MC 18 · MCA 18 SERIES 配件說明

DESCRIPTION OF ACCESSORY

MCA 18 系列
MCA 18 SERIES



自動切帶及自動送帶 Auto Cut & Re-Insert

- 縫製圓筒型製品的接頭，車縫中鬆緊帶可以在壓布腳前面自動快速切帶再重疊車縫，接頭平整美觀。車縫前後，壓布腳自動提升鬆緊帶，自動送到壓腳下待用。
- For Connecting the Circle Sewing. During the Operation, It Can Automatically Cut the Tape Fast in Front of the Presser Foot for Covering Sewing to Make It Flat and Beautiful. In the Beginning and After Finish Sewing, The Presser Foot will be lifted Automatically. And the Elastic will be Re-Insert to the Presser Foot to Stand By.



鬆緊帶可以配合倒針回拉 Pull Back the Elastic Tape during Reverse Sewing

- 手動、自動、觸動、倒針時鬆緊帶均可自動回拉。
- The Device Can Be Pull Back no matter Auto or Manual Reverse Sewing.

MC S6Z, MCA 18Z, MC 18Z 系列
MC S6Z, MCA 18Z, MC 18Z SERIES



安裝於皮帶輪端的計數器 The Synchronizer Adapting on the Belt Pulley


- 計算車縫針數、自動換段
- Stitch Counting for Section Change Automatically

MC S6, MCA 18, MC 18 系列
MC S6, MCA 18, MC 18 SERIES




手動換段 Section Changed by Finger

MCA 18 系列
MCA 18 SERIES



可活動基座 With Moveable Bracket

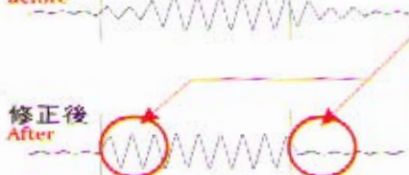
MCA 18K(MC 18Z, MCA 18Z 選擇配件)
MCA 18K(MC 18Z, MCA 18Z Optional Parts)



膝動換段 Section Changed by Knee

MC S6, MC 18 系列
MC S6, MC 18 SERIES

修正前
Before



換段修正 Pre-Tension

- 鬆緊帶預送及回拉：在換段時可自動偵測要預送或回拉鬆緊帶，可縫製出明確的換段效果。
- Pull Back And Release The Elastic Tape: It will Pull back or Release the Elastic Tape by Sensor during Section Change. There is a Brief Effect between Sections.

MC S6, MCA 18, MC 18 系列
MC S6, MCA 18, MC 18 SERIES

MCA 18 Z - 19 JUKI LZ2280N-7

1 2 3 4 5

1 ● 微電腦多功能鬆緊帶控制裝置機型代號：

● Model for Multi-Function Computerized Elastic Metering Device :

MC S6 : 體積小, 有六段可供選擇不同鬆緊度, 送帶精確度高, 各種高級產品均可輕易完成。

MC S6 : Compact Size. Up to 6 Separate Sections are available with Precise Tension Control. Easy to Complete the quality Perfectly.

MCA 18 : 附自動切帶及送帶的功能, 有27組程式及記憶, 其中有5組程式可設定18段, 22組可設定9段不同鬆緊度, 功能超強, 可達成各種不同需求的車縫。

MCA 18 : 27 Program Memory With Auto Cutting and Re-Insert. 5 Program is for 18 Section and 22 Program is for 9 Section. Can Reach Different Sewing Purpose by Powerful Multi-Function.

MC 18 : 有27組程式及記憶, 其中有5組程式可設定18段, 22組可設定9段不同鬆緊度, 功能超強, 可達成各種不同需求的車縫。

MC 18 : 27 Program Memory. 5 Program is for 18 Section and 22 Program is for 9 Section. Can Reach Different Sewing Purpose by Powerful Multi-Function.

2 ● 分類：

● Sewing Machine Type:

Z : 千鳥縫用

Z : Zig-Zag

K : 包縫車用

K : Overlock

C : 鎖縫車用

C : Coverstitch Machine

U : 泛用型 (MC S6 專用)

U : Universal Model (Only for MC S6)

B : 下送 (MC S6 專用)

B : Bottom Feeding (Only for MC S6)

S : 側送 (MC S6 專用)

S : Side Feeding (Only For MC S6)

● 配件：

● Accessory:

TR : 包縫車用 鬆線裝置; 適用於包縫機, 裝有吸入式線頭切斷裝置, 縫畢時可將縫線放鬆便於吸入線頭 (選擇配件)

TR : Release Device : Suitable For Overlock With Chain-Cutter and Vacuum. It Can Suck the Thread Easily after finishing the Sewing. (Optional Part)

SY : 安裝於皮帶輪端的計數器

SY : The Synchronizer Adapting on the Belt Pulley

3 ● 送帶寬度(最大)(inch)：

● Feeding Width (MAX)(inch) :

19 : 19mm(3/4")

38 : 38mm(1 1/2")

57 : 57mm(2 1/4")

64 : 64mm(2 1/2")

4 ● 按裝之針車廠牌機型

● Adaptable Sewing Machine Brand and Model

5 ● 自動切線及附屬配件編號

● Auto Thread Trimmer or Other Attachment Device Number

規格表

Specification List

| 功能 Function | MC S6 系列 Series | | | | | | MCA 18 系列 Series | | MC 18 系列 Series | |
|---|--|-------------|--------------------|--------|-------------|--|---|---------|-----------------|--------|
| | MC S6Z | MC S6K | MC S6C | MC S6U | MC S6B | MC S6S | MCA 18Z | MCA 18K | MC 18Z | MC 18C |
| 基座固定方式 Bracket Mounted place | 機頭 Machine Head | 車板 Table | 機頭 Machine Head | | 車板 Table | | 機頭 Machine Head | | | |
| 自動切帶及送帶 Auto Cut and Re-Insert | | | | | | | ○ | | | |
| 工程設定 Program Set | | | 6段 6 Section | | | | 5組18段 · 22組9段 5 Program for 18 Section, 22 Program for 9 Section | | | |
| 記憶 Memory | | | | | | ○ | | | | |
| 送帶量 (mm) Feed Range (mm) | | | 0.4~3.8 | | | | 0.4~3.6 | | | |
| 自動換段 · 計數器 Auto Section Change Counter | | | | | | ○ | | | | |
| 最高速度 MAX. Speed | | | | | | 6000/rpm (鬆緊帶寬度小於40mm、針目每針小於3.5mm/針) (The MAX. Width for Tape is 40mm. The MAX. Stitcly/Per. Is 3.5mm) | | | | |
| 膝動換段 Section Change by Knee | | | ○ | | | | | | | ○ |
| 手動換段 Section Change by Finger | | | | | | | ○ | | | |
| LED 換段指示燈 LED Indicate Lamp | | | | | | | ○ | | | |
| 無張力送帶 Free Tension | ○ | | | | | | | | | |
| 換段修正 Pre-Tension | ○ | | | | | | | | ○ | |
| 速度補償(可調式) Compensation (Adjustable) | | | | | | ○ | | | | |
| 電源 Power | AC100~240V 自動切換 AC 100--240V AUTO SWITCHING | | | | | | | | | |